

Q2'10 – Investor Fact Sheet



Quarter ended June 30, 2010

Second Quarter Highlights

- Internal growth of almost 50% in Energy segment revenues
- EBITDA margins up in both business segments
- Strong balance sheet with \$8.9 million in cash and a \$4.4-million reduction of total debt
- Order backlog of \$430 million at June 30, 2010

A Word from the President

Consolidated revenues were \$57.4 million, an increase of \$30.4 million or 112.6% from \$27.0 million in the second quarter of 2009. The contribution from Riggs Distler and Company, Inc. ("Riggs Distler") was approximately \$17.4 million. Consolidated earnings before interest, taxes, depreciation and amortization ("EBITDA") were \$5.8 million, or 10.2% of revenues, compared to \$2.2 million, or 8.2% of revenues, in the corresponding quarter a year earlier. Net earnings were \$2.1 million or \$0.03 per diluted share, compared to \$925,000 or \$0.02 per diluted share a year earlier.

Both of CVTech's business segments performed strongly in the second quarter. In the Energy segment, the dynamism and expertise of our subsidiaries in their respective markets brought us strong internal growth of almost 50%, even with a number of projects still waiting for financing related to the U.S. economic recovery program. We also take satisfaction in the strengthening of our competitive position in the CVT systems and related products segment. With the integration of Riggs Distler operations practically complete and our balance sheet steadily improving, CVTech is now in a position to consider eventual strategic acquisitions meeting its strict selection criteria.

André Laramée, MBA
President and CEO
August 13, 2010

Financial Highlights

(in thousands of Canadian dollars, except per share data)

| | 3 months ended June 30 (unaudited) | | 6 months ended June 30 (unaudited) | |
|--|---------------------------------------|--------|---------------------------------------|--------|
| | 2010 | 2009 | 2010 | 2009 |
| Revenues | 57,438 | 27,022 | 134,712 | 53,721 |
| EBITDA | 5,838 | 2,211 | 11,944 | 4,325 |
| Net earnings for the period | 2,105 | 925 | 4,352 | 1,239 |
| Per share – basic (\$) | 0.03 | 0.02 | 0.06 | 0.02 |
| Per share – diluted (\$) | 0.03 | 0.02 | 0.06 | 0.02 |
| Weighted-average shares out. (basic, in '000s) | 73,180 | 55,589 | 72,715 | 55,597 |

Profile

CVTech is a management company operating in two major sectors. Through Thirau ltée and its subsidiary Thirau LLC, the Corporation provides services to the electric power industry for the construction and maintenance of transmission and distribution lines primarily in Quebec and the eastern United States. Thirau ltée's subsidiary J.J.L. Déboisement inc. specializes in control of vegetation surrounding power lines and in clearing rights of way. Thirau LLC's wholly owned subsidiary Riggs Distler is a leading provider of maintenance and construction services to the utility and heavy industrial markets. In the CVT systems and related products segment, the Corporation, through CVTech-IBC Inc., designs, manufactures and sells continuously variable power transmission systems, or CVTs. CVTech-AAB specializes in rebuilding crankshafts and cylinders and in distributing engine parts.

Recent Events

On June 10, 2010, the Energy segment subsidiaries were awarded several important contracts totaling more than \$40 million:

- Thirau ltée was awarded two contracts by Hydro-Québec for the construction of two electric power transmission line sections in the Gaspésie region. The work is part of a major project by Hydro-Québec involving the connection of wind farms to its electricity transmission system. The combined value of the contracts is estimated at more than \$35 million. The work is scheduled to begin before the end of June and should be completed in July 2011.
- CVTech's U.S. subsidiaries were also awarded contracts totaling close to US\$5 million. These include several contracts amounting to US\$3.3 million awarded by Public Service Electric and Gas Company, one of the 10 largest combined electric and gas companies in the United States, to provide maintenance on its overhead electricity distribution network, mainly in northeastern New Jersey. These contracts should be completed by December 2010. CVTech also won a strategic US\$1.4 million contract awarded by a large North American solar energy services provider to install ground-mounted solar panels at the site of a solar farm in New Jersey. Installations are expected to be completed by the end of 2010.

Operating Review

Revenues of the Energy segment more than doubled to \$52.6 million in the second quarter of 2010 from \$23.5 million in the second quarter of 2009. In addition to a \$17.4 million contribution from Riggs Distler operations, segment revenues showed internal growth of \$11.7 million or 49.7% as a result of numerous contracts obtained in recent quarters by subsidiaries in the Energy segment. Reflecting the increase in revenues, Energy segment EBITDA for the second quarter of 2010 was \$5.1 million, or 9.8% of revenues, compared to \$1.7 million, or 7.4% of revenues, in the corresponding quarter a year earlier.

Revenues of the CVT systems and related products segment were \$4.8 million in the second quarter of 2010, compared to \$3.5 million a year earlier. The increase was due to a slight gain in activity in target markets as a result of a gradual improvement in the economy and to the Corporation's success in increasing its market share after one of its largest U.S. competitor ceased operations. The increase in revenues resulted in segment EBITDA of \$704,000, or 14.7% of revenues, compared to \$462,000, or 13.1% of revenues, in the second quarter of 2009.

At June 30, 2010, CVTech's balance sheet remained sound, with cash of \$8.9 million and long-term debt, including the current portion, of \$41.4 million. The ratio of long-term debt to equity was 0.60 at June 30, 2010, compared to 0.63 at March 31, 2010. The Corporation's total debt was reduced by \$4.4 million during the second quarter to \$44.1 million at June 30, 2010.

5-Year Financial Review

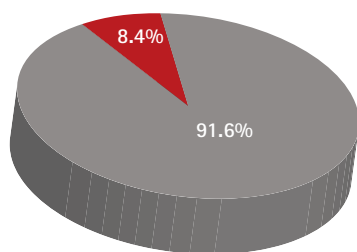
| (in millions of Canadian dollars, except per share data) | Trail. 12 months | 2009 | 2008 | 2007 | 2006 |
|--|------------------|---------|---------|---------|--------|
| Sales | 240,580 | 159,662 | 148,247 | 129,838 | 93,068 |
| EBITDA | 19,785 | 12,177 | 21,877 | 16,457 | 7,735 |
| EBITDA Margin | 8.5% | 7.6% | 14.8% | 12.7% | 8.3% |
| Net Earnings for the Period | 6,179 | 3,075 | 9,878 | 5,963 | 941 |
| Per Common Share – Diluted | 0.09 | 0.05 | 0.17 | 0.11 | 0.02 |
| Cash Flow from Operating Activities* | 17,362 | 10,132 | 14,694 | 10,601 | 5,673 |

* Before net change in non-cash working capital components

Segmented Sales

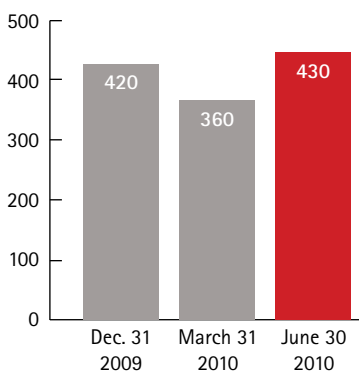
(second quarter 2010)

| | millions \$ | variation % |
|----------------------------------|-------------|-------------|
| Energy | 52.6 | +123.9% |
| CVT systems and related products | 4.8 | +36.7% |

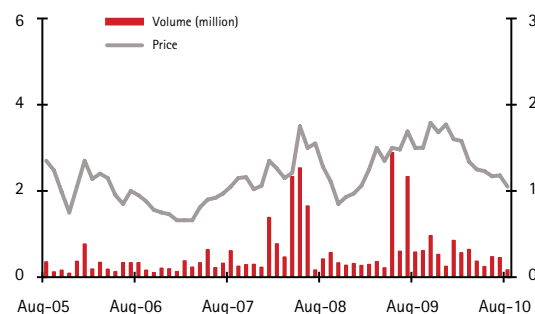


Order Backlog

(\$ million)



Stock Performance



CVTech Group Inc. • 1975 J.B. Michaud • Drummondville, Québec J2C 0H2 • www.cvttech.ca

INVESTOR RELATIONS

Mario Trahan, CMA
Chief Financial Officer
CVTech Group Inc.
Tel.: (819) 479-7771
Fax: (819) 479-8887
E-mail: m.trahan@cvttech.ca

Martin Goulet, CFA
MaisonBrison Communications
Tel.: (514) 731-0000
Fax: (514) 731-4525
E-mail: martin@maisonbrison.com

ANALYST COVERAGE

Sarah Hughes
Cormark Securities

STOCK INFORMATION

Toronto Stock Exchange Symbol CVT
Price as of August 12, 2010 \$1.05
High/Low \$1.85 - \$0.95
(52 weeks ended August 12, 2010)
Number of Shares Outstanding 73,059,000
(August 12, 2010)
Market Capitalization \$76.7 million